
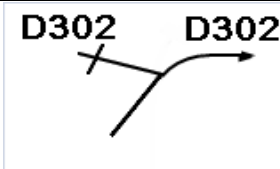

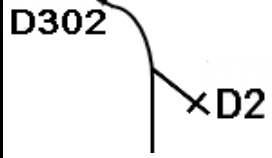
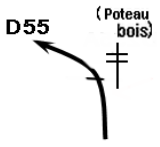
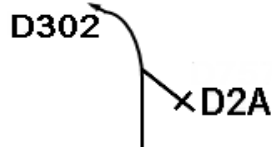

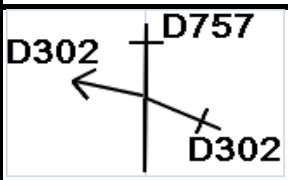
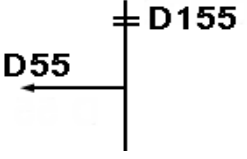
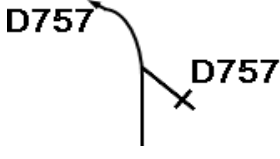
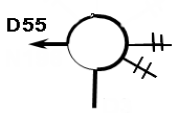
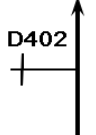
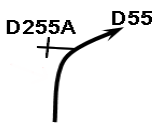
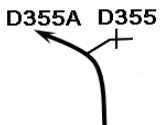
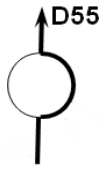
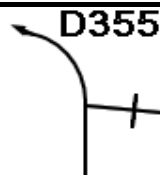
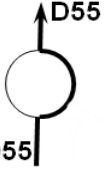
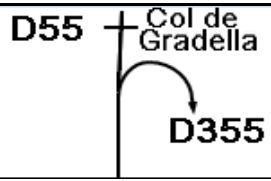
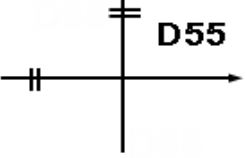

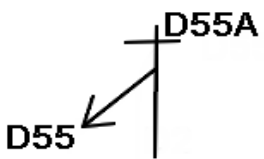

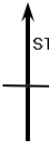
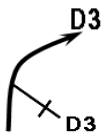

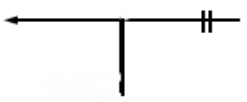
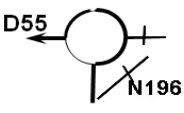

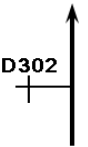
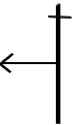
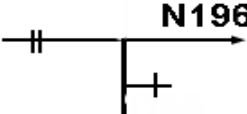
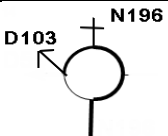

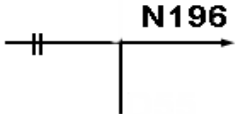


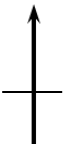
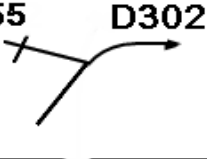
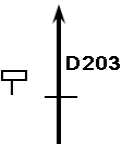
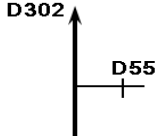
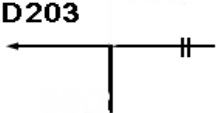
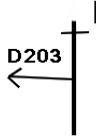


6,58		ARRIVEE LANCEE	7,87		DIRECTION D302
22,63		ES1 6,58 KM	60,22		AJACCIO
1,12		CAMPESTRA	0,52		DIRECTION D302
17,17			52,35		AJACCIO
0,25		DEPART ES1/3	5,75		DIRECTION D302
16,04		PENITENCIER	51,83		AJACCIO
2,44		CH1 / 7 début mur en	5,87		DIRECTION D302
15,79		pierre / pénitencier	46,07		AJACCIO - PILA CANALE
5,63		D55 DIRECTION	0,59		DIRECTION D757
13,34		COTI CHIAVARI	40,20		AJACCIO - PILA CANALE
2,23		D55 DIRECTION	2,51		TOUT DROIT
7,71		COTI CHIAVARI	39,60		MEME ROUTE
1,35		D55 DIRECTION	1,16		DIRECTION D355
5,48		COTI CHIAVARI	37,09		STILICCIONE
0,4		DIRECTION D55	7,90		DIRECTION D355
4,12			35,92		PROPRIANO
3,71		DIRECTION D55	5,19		DIRECTION D355
3,71			28,01		PORTO-POLLO
0,00		CH0 Sortie de Parc fermé	4,02		ATTENTION
0,00		Parking Colisée	26,84		CHAUSSEE DEFORMEE
TOUR 1		1 ETAPE JOUR	0,18		STOP ES1 /3 DIRECTION D55
TOUR 2			22,81		PORTO-POLLO SERRA DI FERRO

0,87 86,76		!! TRAVAUX !! SUR 4 KM	0,11 100,69		POINT CARBURANT
3,01 85,88		DIRECTION D3 AJACCIO - BASTELICACCIA	0,46 100,57		DIRECTION PORTICCIO
0,06 82,87		MAIRIE CASA CUMUNA	0,96 100,11		DIRECTION PORTICCIO
0,06 82,81		SORTIE CH 3 / 10 REGROUPEMENT	4,70 99,14		DIRECTION N196 AJACCIO
0,93 82,74		ENTREE CH 3 / 9 REGROUPEMENT ECCICA	0,19 94,44		DIRECTION N196 AJACCIO
5,57 81,80		DIRECTION D103 ECCICA SUARELLA	0,19 94,24		STOP ES 2 / 4 DIRECTION D203 CAURO
2,97 76,22		DIRECTION N196 PROPRIANO - SARTENE	2,92 94,05		ARRIVEE ES2 / 4 2,92 KM
6,86 73,25		DIRECTION D302 AJACCIO	0,40 91,12		DEPART ES 2 / 4 PORTAIL EN BOIS
5,44 66,38		DIRECTION D302 AJACCIO	0,05 90,72		CH 4 AU PANNEAU PONT DE LA PIERRE
0,74 60,94		DIRECTION D302 AJACCIO	0,09 90,66		A GAUCHE
TOUR 1 TOUR 2		1 ETAPE JOUR	4,67 90,56		DIRECTION D 203 CAURO

